



Lawyers Title®



SAN DIEGO COUNTY

MARKET ACTIVITY & TRENDS

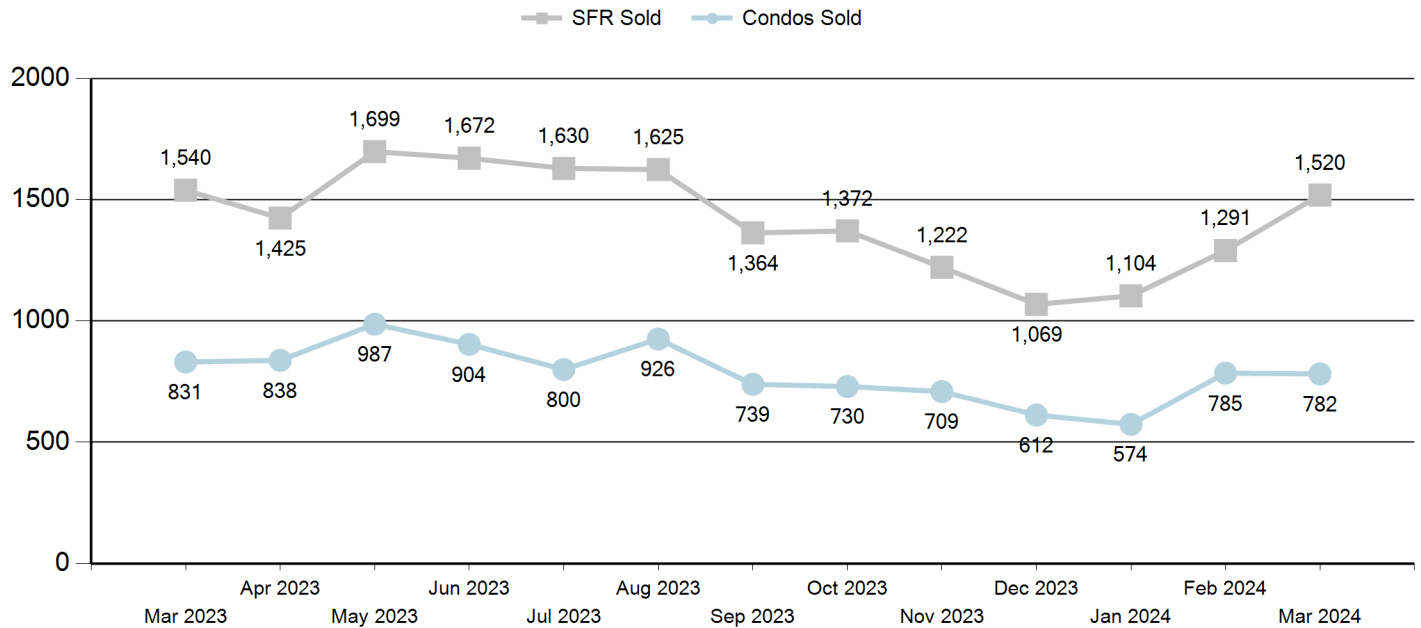
MARCH 2024

MARKET ACTIVITY & TRENDS



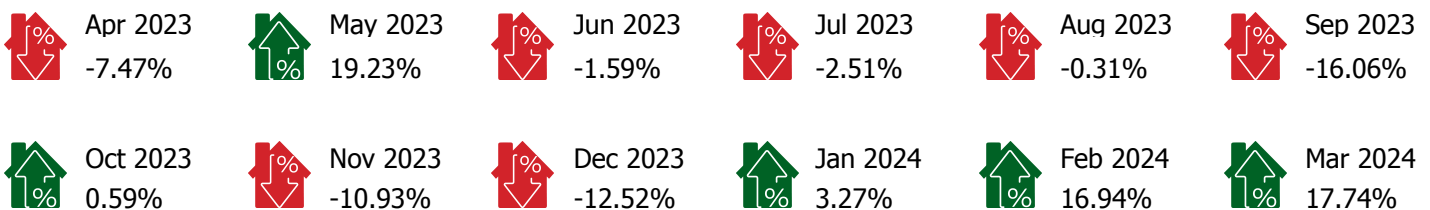
MARCH 2024

SFR & CONDO SALES LAST 12 MONTHS

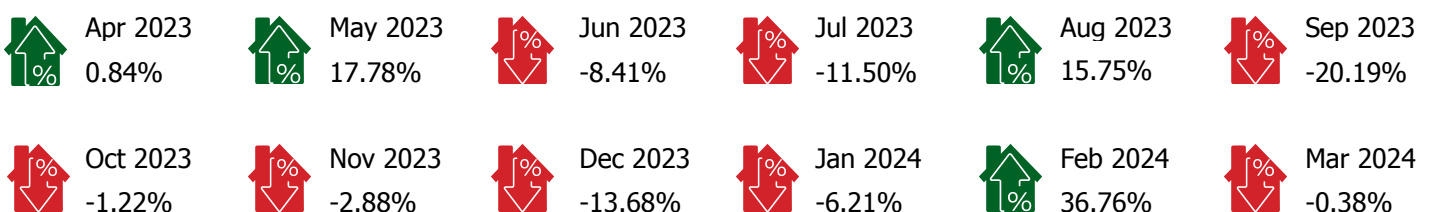


MONTH OVER MONTH TRENDS

SFR % Change



Condo % Change

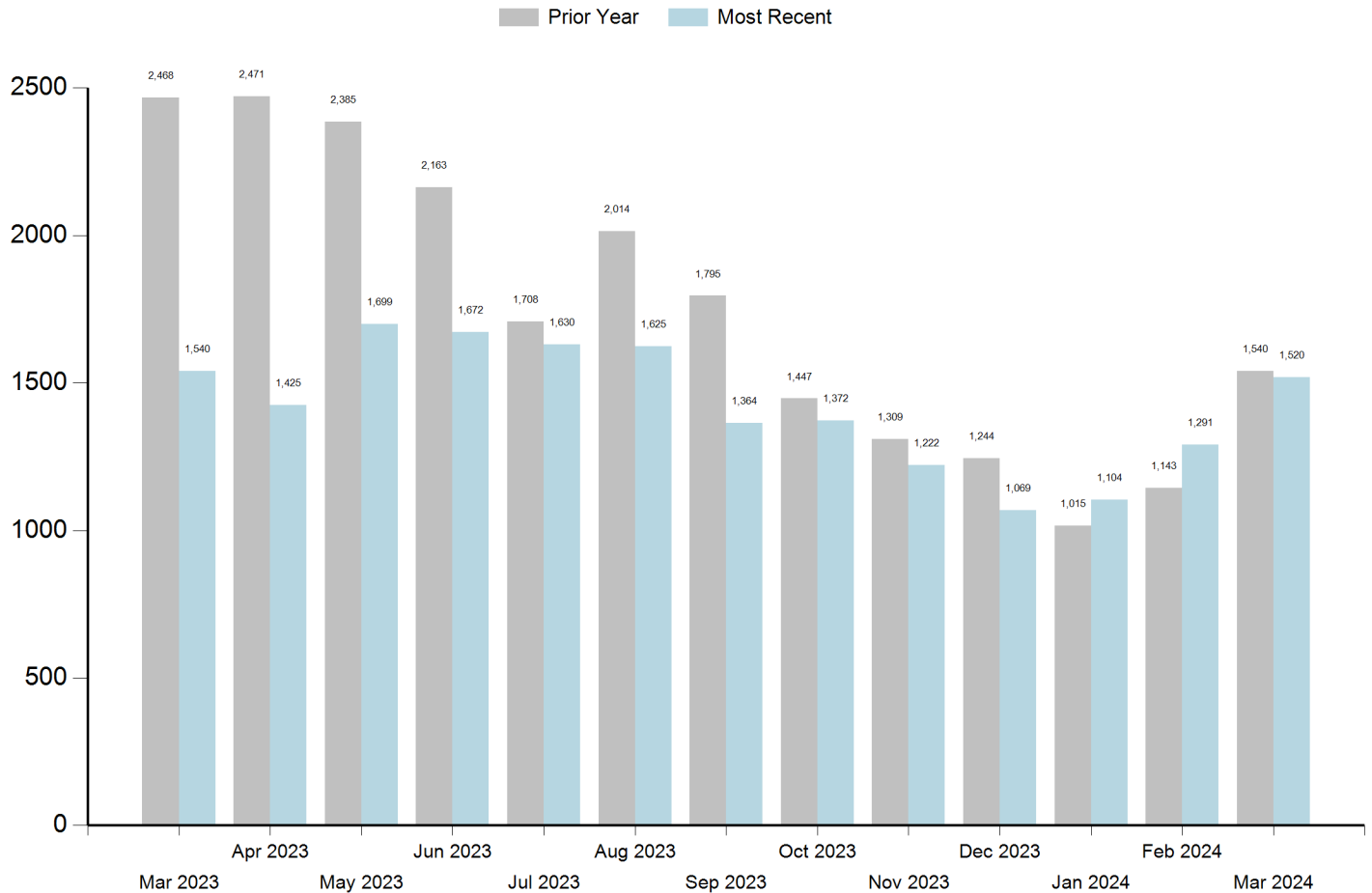


MARKET ACTIVITY & TRENDS



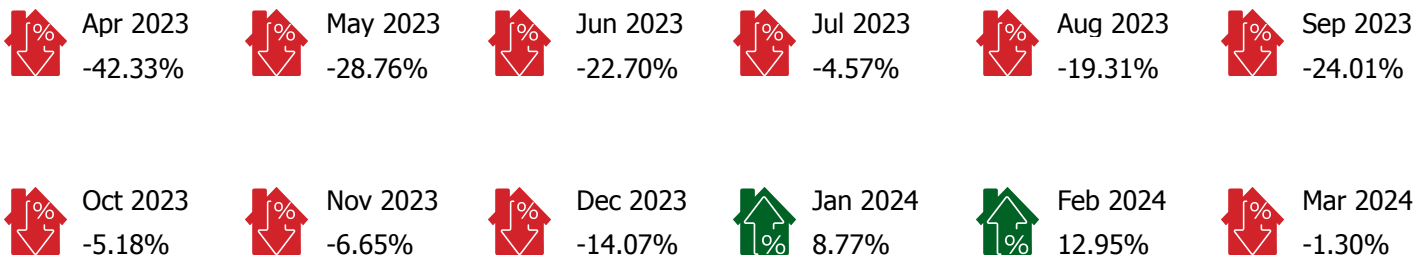
MARCH 2024

SFR YEAR OVER YEAR



SFR YEAR OVER YEAR TRENDS

SFR % Change

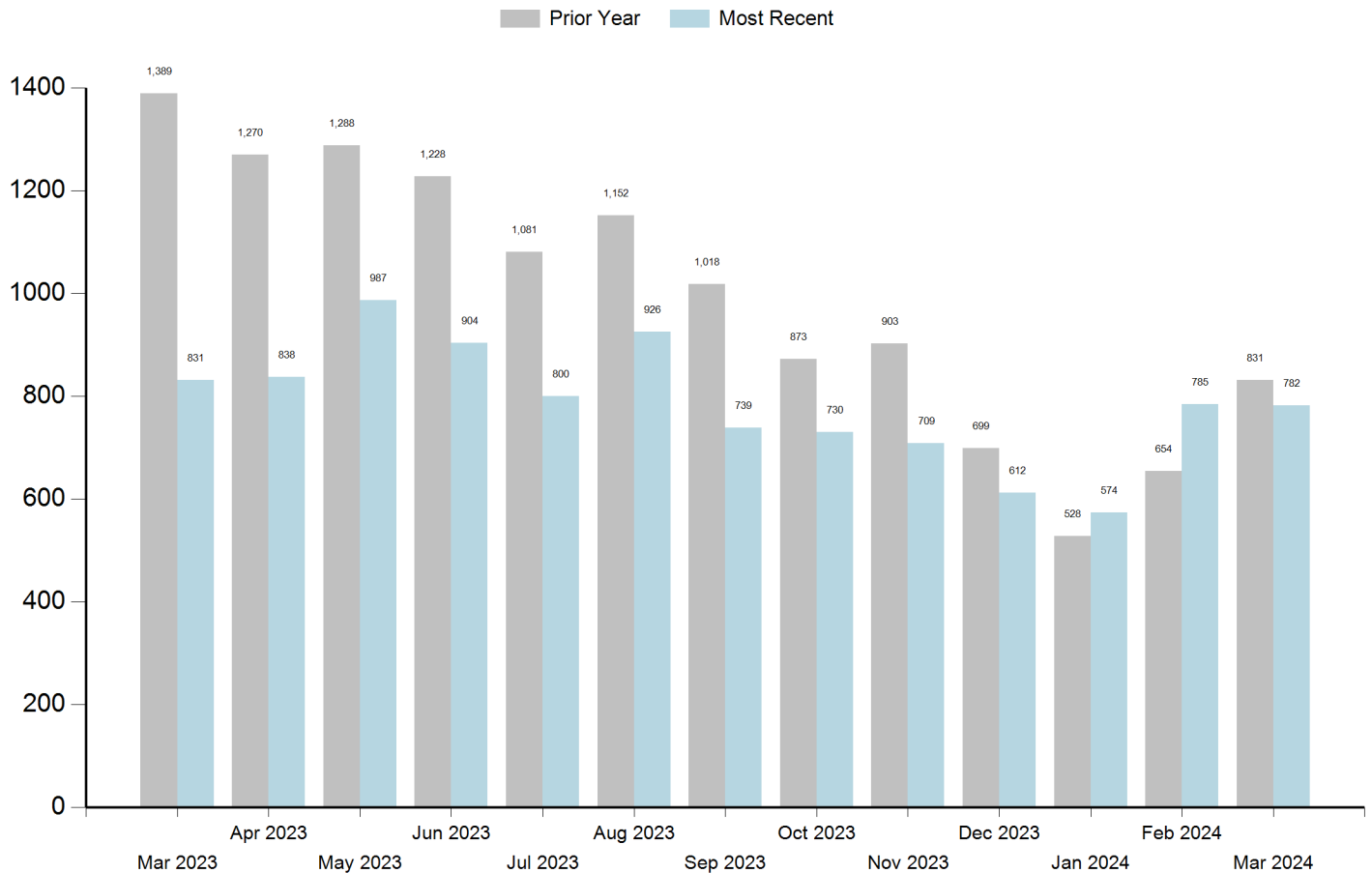


MARKET ACTIVITY & TRENDS



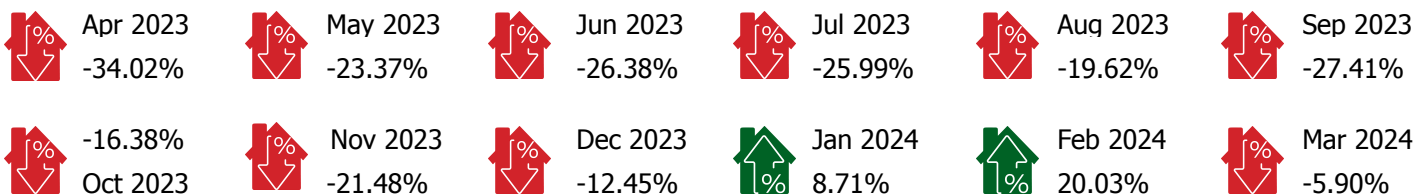
MARCH 2024

CONDO YEAR OVER YEAR



CONDO YEAR OVER YEAR TRENDS

CONDO % Change

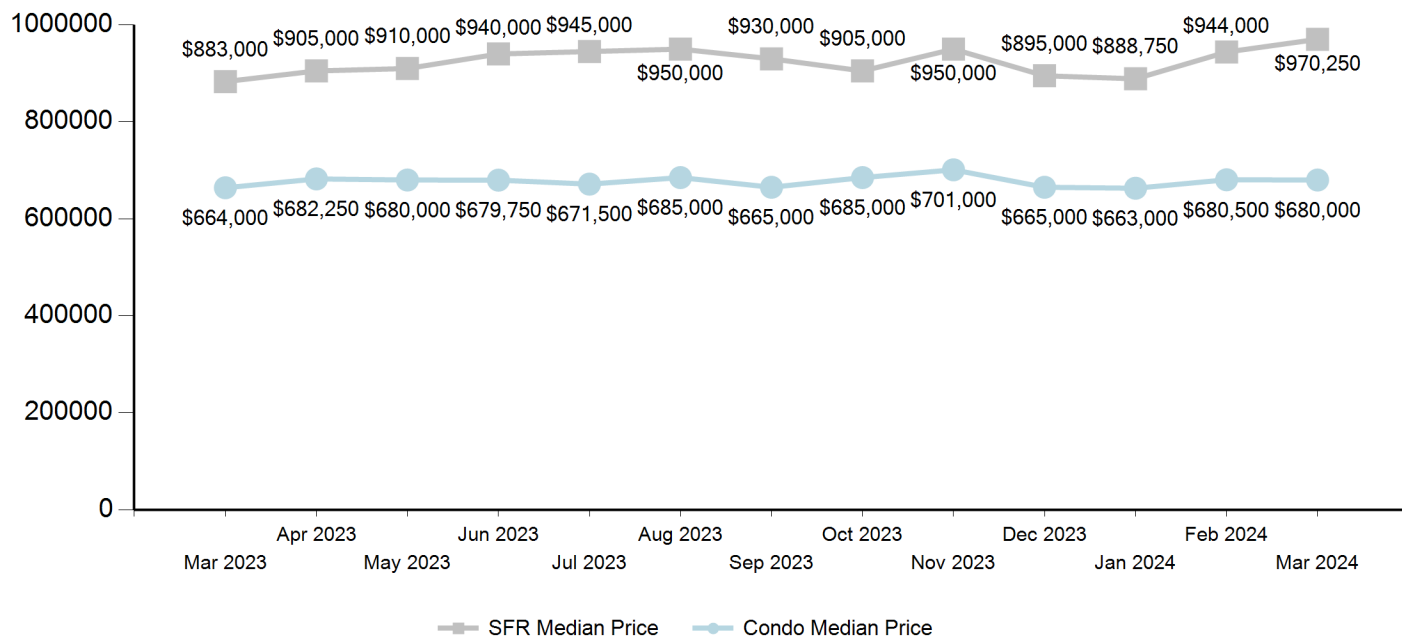


MARKET ACTIVITY & TRENDS




MARCH 2024

SFR & CONDO MEDIAN SALES PRICE LAST 12 MONTHS




MONTH OVER MONTH TRENDS

SFR % Change



Condo % Change

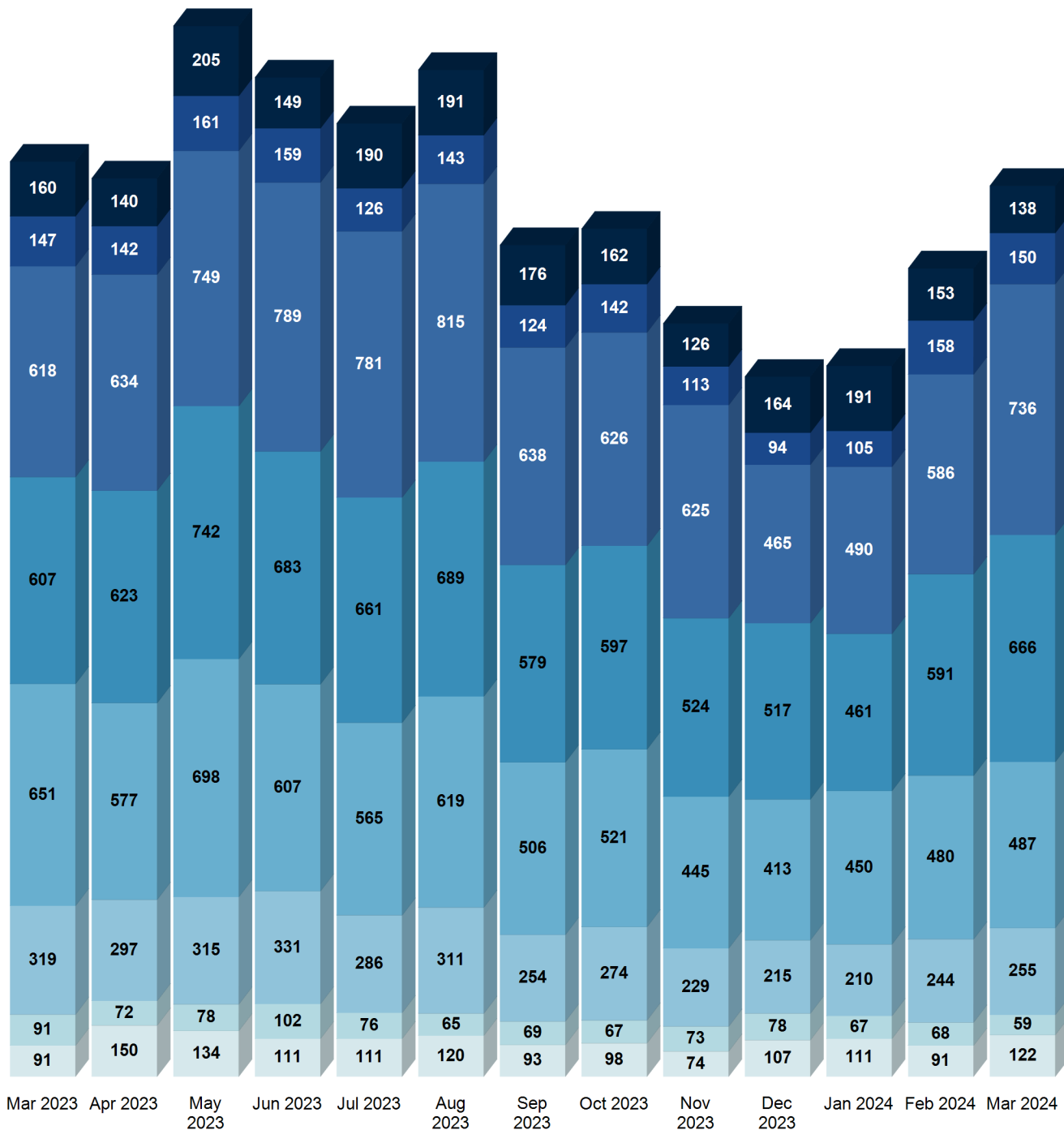


MARKET ACTIVITY & TRENDS



MARCH 2024

SALES VALUE RANGES



\$3Mil+
 \$2Mil-\$3Mil
 \$1Mil-\$2Mil
 \$750-1Mil
 \$550-750K
 \$400-550K
 \$300-400K
 <\$300K

MARKET ACTIVITY & TRENDS

MARCH 2024



COMMUNITY NAME	ZIP CODE	SFR					Condos			
		SALES	SALES # % YOY	MEDIAN PRICE (\$1,000)	PRICE % YOY	MEDIAN \$/ Sq. Ft.	SALES	SALES # % YOY	MEDIAN PRICE (\$1,000)	PRICE % YOY
ALPINE	91901	15	-16.14%	\$1,100	40.13%	\$455	1	-14.29%	\$546	36.50%
BONITA	91902	13	-11.19%	\$1,125	2.27%	\$543	2	10.00%	\$500	17.53%
BONSALL	92003	5	-18.31%	\$2,700	56.75%	\$488	2	-51.52%	\$618	55.93%
BORREGO SPRINGS	92004	10	-15.60%	\$331	-13.96%	\$249	1	-17.39%	\$283	71.52%
BOULEVARD	91905	4	-9.68%	\$283	-39.79%	\$417	0	-100.00%	\$0	0.00%
CAMPO	91906	5	-22.73%	\$456	0.00%	\$326	0	-100.00%	\$0	0.00%
CARDIFF	92007	10	12.94%	\$2,150	-7.62%	\$1,262	2	36.36%	\$3,123	193.19%
CARLSBAD	92008	15	-1.62%	\$1,770	10.63%	\$947	9	1.08%	\$1,250	7.76%
CARLSBAD	92009	27	-11.49%	\$1,900	11.27%	\$682	21	-16.73%	\$775	8.85%
CARLSBAD	92010	8	-15.76%	\$678	-34.54%	\$564	3	-25.45%	\$935	14.02%
CARLSBAD	92011	15	-4.22%	\$1,649	-7.12%	\$750	5	-31.43%	\$1,315	34.32%
CARLSBAD TOTAL		65	-8.27%	\$1,499	-4.94%	\$736	38	-18.13%	\$1,069	16.24%
CHULA VISTA	91910	14	-5.88%	\$850	14.09%	\$481	3	-26.71%	\$626	22.05%
CHULA VISTA	91911	24	-24.65%	\$823	18.35%	\$483	20	-0.93%	\$571	1.38%
CHULA VISTA	91913	37	-10.88%	\$995	9.70%	\$478	19	-39.47%	\$690	-3.02%
CHULA VISTA	91914	11	-8.65%	\$1,445	20.42%	\$514	5	-49.15%	\$565	-0.44%
CHULA VISTA	91915	9	-18.85%	\$1,276	53.73%	\$480	13	-44.25%	\$730	16.89%
CHULA VISTA TOTAL		95	-13.78%	\$1,078	23.26%	\$487	60	-32.10%	\$636	7.37%
CORONADO	92118	19	12.82%	\$2,800	-2.03%	\$1,442	10	14.29%	\$1,975	3.92%
DEL MAR	92014	9	12.28%	\$2,550	2.00%	\$1,312	3	-3.17%	\$1,620	0.47%
DESCANSO	91916	1	-14.71%	\$1,450	145.76%	\$441	0	0.00%	\$0	0.00%
EL CAJON	92019	21	-29.18%	\$890	17.49%	\$496	10	-17.65%	\$530	8.16%
EL CAJON	92020	31	-25.68%	\$820	-3.24%	\$497	6	-24.19%	\$450	3.15%
EL CAJON	92021	28	-17.90%	\$823	5.45%	\$432	10	-12.33%	\$500	12.49%
EL CAJON TOTAL		80	-24.25%	\$844	6.57%	\$475	26	-18.06%	\$493	7.93%
ENCINITAS	92024	23	-7.89%	\$1,950	-7.47%	\$1,062	15	-12.85%	\$1,025	24.24%
ESCONDIDO	92025	11	-24.09%	\$885	-6.84%	\$473	7	-26.47%	\$662	27.58%
ESCONDIDO	92026	47	-15.24%	\$875	25.00%	\$433	3	-46.67%	\$1,671	169.44%
ESCONDIDO	92027	34	-27.29%	\$800	12.68%	\$460	8	-40.70%	\$388	-25.48%
ESCONDIDO	92029	16	-22.19%	\$1,123	-7.61%	\$481	1	-33.33%	\$1,280	4.79%
ESCONDIDO TOTAL		108	-22.20%	\$921	5.81%	\$462	19	-36.79%	\$1,000	44.08%
FALLBROOK	92028	46	-21.45%	\$960	26.32%	\$415	22	10.79%	\$689	1.03%
IMPERIAL BEACH	91932	11	-6.12%	\$760	-9.63%	\$531	3	-12.37%	\$890	9.61%

		SFR					Condos			
COMMUNITY NAME	ZIP CODE	SALES	SALES # % YOY	MEDIAN PRICE (\$1,000)	PRICE % YOY	MEDIAN \$/ Sq. Ft.	SALES	SALES # % YOY	MEDIAN PRICE (\$1,000)	PRICE % YOY
JACUMBA	91934	1	-45.00%	\$423	512.32%	\$236	0	0.00%	\$0	0.00%
JAMUL	91935	5	-24.11%	\$910	0.00%	\$563	0	-50.00%	\$0	0.00%
JULIAN	92036	7	-33.33%	\$645	43.65%	\$473	0	0.00%	\$0	0.00%
LA JOLLA	92037	30	-11.97%	\$2,673	-20.56%	\$1,344	23	-8.50%	\$1,100	18.92%
LA MESA	91941	25	-10.34%	\$1,010	3.59%	\$421	2	4.17%	\$641	58.27%
LA MESA	91942	21	-27.61%	\$875	4.17%	\$558	8	-3.47%	\$675	22.64%
LA MESA TOTAL		46	-18.98%	\$943	3.88%	\$489	10	0.35%	\$658	40.45%
LAKESIDE	92040	30	-28.92%	\$800	4.51%	\$532	6	-18.33%	\$435	-37.71%
LEMON GROVE	91945	16	-18.94%	\$727	5.33%	\$514	10	123.81%	\$657	65.37%
NATIONAL CITY	91950	8	-32.06%	\$705	12.62%	\$529	3	2.50%	\$315	-32.33%
OCEANSIDE	92054	19	-10.66%	\$1,065	-24.49%	\$716	14	-20.11%	\$898	11.21%
OCEANSIDE	92056	51	-8.31%	\$910	14.47%	\$553	3	-32.86%	\$860	19.03%
OCEANSIDE	92057	34	-20.00%	\$586	-2.01%	\$451	19	-18.67%	\$665	34.34%
OCEANSIDE	92058	6	-35.07%	\$857	1.36%	\$609	4	-26.51%	\$580	10.06%
OCEANSIDE TOTAL		110	-18.51%	\$854	-2.67%	\$582	40	-24.54%	\$751	18.66%
PALA	92059	1	300.00%	\$750	0.00%	\$413	0	0.00%	\$0	0.00%
PALOMAR MOUNTAIN	92060	1	-54.55%	\$110	0.00%	\$313	0	0.00%	\$0	0.00%
PAUMA VALLEY	92061	1	-20.83%	\$700	-33.33%	\$458	0	0.00%	\$0	0.00%
PINE VALLEY	91962	1	-27.08%	\$400	-26.27%	\$417	0	100.00%	\$0	0.00%
POWAY	92064	29	-21.20%	\$1,300	11.92%	\$625	3	-27.27%	\$645	-28.33%
RAMONA	92065	26	-29.36%	\$796	6.99%	\$424	3	-23.53%	\$500	-15.61%
RANCHITA	92066	2	225.00%	\$344	0.00%	\$364	0	0.00%	\$0	0.00%
RANCHO SANTA FE	92067	13	-9.04%	\$5,000	11.73%	\$975	1	37.50%	\$1,700	-39.93%
RANCHO SANTA FE	92091	5	-7.50%	\$5,195	82.28%	\$720	0	0.00%	\$0	-100.00%
RANCHO SANTA FE TOTAL		18	-8.27%	\$5,098	47.01%	\$847	1	37.50%	\$1,700	-69.96%
SAN DIEGO	92101	0	-11.11%	\$0	0.00%	\$0	55	-22.85%	\$712	0.85%
SAN DIEGO	92102	9	-2.27%	\$858	24.80%	\$604	6	-8.06%	\$514	15.78%
SAN DIEGO	92103	10	-3.45%	\$1,486	-17.47%	\$1,170	24	-20.07%	\$760	10.30%
SAN DIEGO	92104	9	-28.70%	\$1,200	7.87%	\$1,037	13	4.17%	\$625	-14.97%
SAN DIEGO	92105	13	-16.44%	\$670	1.09%	\$561	4	-22.94%	\$364	-11.28%
SAN DIEGO	92106	17	-8.28%	\$1,885	-0.26%	\$942	2	-19.64%	\$607	10.41%
SAN DIEGO	92107	7	-2.46%	\$1,700	-7.48%	\$780	10	0.00%	\$744	2.13%
SAN DIEGO	92108	1	-61.11%	\$845	5.62%	\$522	20	-15.30%	\$535	18.18%
SAN DIEGO	92109	13	-19.47%	\$2,208	7.71%	\$1,787	7	-23.66%	\$850	9.68%
SAN DIEGO	92110	10	-6.19%	\$1,475	16.83%	\$825	12	-27.27%	\$533	-15.74%
SAN DIEGO	92111	27	4.52%	\$1,190	39.18%	\$733	6	-24.74%	\$792	30.83%
SAN DIEGO	92113	13	10.95%	\$689	35.50%	\$626	0	-25.71%	\$0	-100.00%
SAN DIEGO	92114	26	-17.64%	\$748	17.80%	\$513	2	-25.00%	\$613	0.00%

		SFR					Condos			
COMMUNITY NAME	ZIP CODE	SALES	SALES # % YOY	MEDIAN PRICE (\$1,000)	PRICE % YOY	MEDIAN \$/ Sq. Ft.	SALES	SALES # % YOY	MEDIAN PRICE (\$1,000)	PRICE % YOY
SAN DIEGO	92115	30	-9.92%	\$825	-0.18%	\$603	17	-14.89%	\$458	11.59%
SAN DIEGO	92116	18	-21.94%	\$1,385	29.44%	\$1,024	12	-14.52%	\$500	14.42%
SAN DIEGO	92117	34	-18.34%	\$1,210	22.22%	\$742	9	-15.45%	\$595	21.93%
SAN DIEGO	92119	16	-13.04%	\$1,148	27.01%	\$564	10	-18.26%	\$498	4.74%
SAN DIEGO	92120	26	-14.19%	\$1,150	15.00%	\$629	7	-29.36%	\$551	-17.61%
SAN DIEGO	92121	1	-5.26%	\$1,930	22.07%	\$794	2	-79.35%	\$862	16.81%
SAN DIEGO	92122	8	-24.82%	\$1,413	2.73%	\$747	20	-6.33%	\$675	-6.18%
SAN DIEGO	92123	9	-18.99%	\$970	7.06%	\$689	8	-18.52%	\$645	29.06%
SAN DIEGO	92124	8	-23.60%	\$1,130	4.65%	\$644	8	-12.35%	\$815	15.68%
SAN DIEGO	92126	20	-21.93%	\$1,049	17.63%	\$708	24	-48.71%	\$628	6.89%
SAN DIEGO	92127	22	-12.36%	\$2,214	12.08%	\$777	17	-36.44%	\$925	-11.27%
SAN DIEGO	92128	22	-14.92%	\$1,249	21.85%	\$639	40	-4.42%	\$813	28.97%
SAN DIEGO	92129	16	-30.31%	\$1,422	13.76%	\$764	11	-51.56%	\$610	31.89%
SAN DIEGO	92130	20	-30.45%	\$2,255	12.05%	\$784	13	-31.48%	\$1,200	2.35%
SAN DIEGO	92131	10	-29.37%	\$1,640	-5.79%	\$684	4	-20.74%	\$961	39.68%
SAN DIEGO	92139	15	-30.00%	\$700	13.96%	\$531	6	-21.25%	\$478	5.05%
SAN DIEGO	92154	26	-20.06%	\$765	10.87%	\$465	18	22.79%	\$590	-3.28%
SAN DIEGO	92173	1	-37.50%	\$765	-1.92%	\$490	2	-13.79%	\$383	-10.00%
SAN DIEGO TOTAL		457	-17.38%	\$1,272	11.86%	\$746	389	-21.52%	\$661	4.56%
SAN MARCOS	92069	21	-25.60%	\$940	3.30%	\$428	6	31.15%	\$912	31.89%
SAN MARCOS	92078	22	-24.03%	\$1,143	18.94%	\$578	14	9.00%	\$833	16.43%
SAN MARCOS TOTAL		43	-24.82%	\$1,042	11.12%	\$503	20	20.07%	\$872	24.16%
SAN YSIDRO	92173	3	-40.00%	\$650	8.33%	\$417	0	-30.00%	\$0	-100.00%
SANTA YSABEL	92070	1	-58.82%	\$576	-34.10%	\$0	0	0.00%	\$0	0.00%
SANTEE	92071	33	-28.60%	\$825	8.55%	\$642	29	-30.97%	\$634	23.47%
SOLANA BEACH	92075	3	-17.98%	\$2,700	-8.47%	\$1,171	8	3.61%	\$1,300	-13.33%
SPRING VALLEY	91977	48	-26.69%	\$723	2.34%	\$503	8	-12.50%	\$610	1.63%
SPRING VALLEY	91978	3	-37.50%	\$785	-13.50%	\$537	2	17.24%	\$518	7.81%
SPRING VALLEY TOTAL		51	-32.10%	\$754	-5.58%	\$520	10	2.37%	\$564	4.72%
VALLEY CENTER	92082	16	-17.28%	\$923	16.55%	\$381	3	-59.16%	\$813	4.23%
VISTA	92081	14	-2.80%	\$1,025	16.15%	\$479	11	36.90%	\$729	7.21%
VISTA	92083	15	-37.74%	\$840	25.37%	\$493	4	-35.00%	\$617	0.16%
VISTA	92084	29	-15.35%	\$1,000	11.11%	\$509	2	-16.13%	\$724	4.10%
VISTA TOTAL		58	-18.63%	\$955	17.54%	\$493	17	-4.74%	\$690	3.82%
WARNER SPRINGS	92086	4	-20.75%	\$237	-9.04%	\$210	0	0.00%	\$0	0.00%